

# **Mangal Steel Enterprises Ltd.**

Date: 20/01/2021

To  
The Secretary,  
**The Listing Department**  
Calcutta Stock Exchange Ltd,  
7, Lyons Range,  
Kolkata – 700001

**Sub: Submission of Shareholding Pattern of the Company pursuant to Regulation - 31(1)(Listing Obligation and Disclosure Requirements) Regulation, 2015 for the third Quarter ended 31.12.2020**

**Ref: Mangal Steel Enterprises Limited (Scrip Code: 23097)**


Dear Sir,

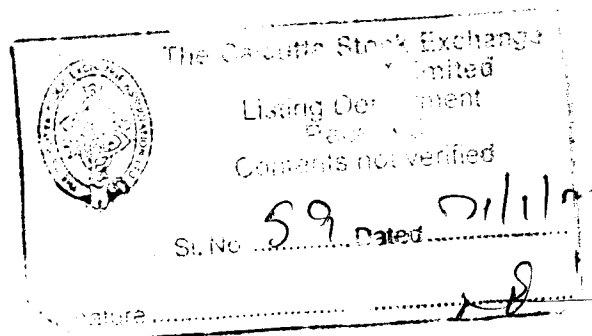
Pursuant to Regulation 31(1) of the Listing obligation and Disclosure Requirements) Regulation, 2015 we pleased to enclose a copy of shareholding pattern for the third quarter ended on 31<sup>st</sup> Day of December, 2020.

This is for your information and record.

Thanking You,

**For Mangal Steel Enterprises Ltd**

  
**(Adarsh Garodia)**  
**Managing Director**



**Format of holding of specified securities**

**Annexure - I**

- 1. Name of the Listed Entity : MANGAL STEEL ENTERPRISES LTD.
- 2. Scrip Code: 023097 / Mangal Steel Enterprises Limited / Class of Security : Equity Shares
- 3. Share Holding Pattern Field under: Reg.31(1)(b)/Reg.31(1)(c)
  - a. If under 31(1)(b) then indicate the report for Quarter ending 31.12.2020

4. Declaration: The Listed entity is required to submit the following declaration to the extent of submission of information:-

Particulars	Yes*	No*
1. Whether the Listed Entity has issued any partly paid up shares ?		✓
2. Whether the Listed Entity has issued any Convertible Securities or Warrants ?		✓
3. Whether the Listed Entity has any shares against which depository receipts are issued ?		✓
4. Whether the Listed Entity has any shares in locked-in ?		✓
5. Whether any shares held by promoters are pledge or otherwise encumbered ?		✓

5. The tabular format for disclosure of holding of specified securities is as follows :-



Table I - Summary Statement holding of specified securities

Category y (i)	Category of shareholder (ii)	Nos. of sharehold ers (iii)	No. of fully paid- up equity shares held (iv)	No. of partly paid-up equity shares held (v)	No. of shares underlying Depository Receipt (vi)	Total nos. shares held (vii) = (iv)+(v)+(vi)	Shareholding as a % of total no. of shares (calculated as per SCRR, 1957) (viii) As a % of (A+B+C2)	Number of Voting Rights held in each class of securities (ix)			Total as a % of (A+B+C)	No. of Shares Underlying convertible securities (including Warrants) (x)	Shareholding as a % assuming full conversion of convertible securities (as a percentage of diluted share capital) (xi)=[vii)+(x) as a % of (A+B+C)	Number of Locked in shares (xii)		Number of Shares pledged or otherwise encumbered (xiii)		Number of equity shares held in dematerialized form (xiv)
								Class egr. Eq. egy.	Class egy.	Total				No. (a)	As a % of total Shares held (b)	No. (a)	As a % of total Shares held (b)	
(A)	Promoter & Promoters Group	15.00	367890.00			367890.00	74.32	367890.00			367890.00	74.32					41600.00	
(B)	Public	21.00	127110.00			127110.00	25.68	127110.00			127110.00	25.68					0.00	
(C)	Non Promoter-Non Public																0.00	
(C1)	Shares underlying DRS																	
(C2)	Shares held by Employee Trust																	
	Total : =	36.00	495000.00	0.00		495000.00	100.00	495000.00			495000.00	100.00	0.00	0.00	0.00	0.00	41600.00	
	Actual Holder->	36.00																



**Table II - Statement showing shareholding pattern of the Promoter and Promoter Group**

Category & Name of shareholders (i)	PAN (ii)	Nos. of shareholders (iii)	No. of fully paid-up equity shares held (iv)	No. of partly paid-up equity shares held (v)	Nos. of shares underlying Depository Receipt (vi)	Total nos. shares held (vii) = (iv)+(v)+(vi)	Shareholding % calculated as per SCRR, 1957 As a % of (A+B+C) (viii)	Number of Voting Rights held in each class of securities (ix)			Total as a % of Total Voting rights	No. of Shares Outstanding convertible securities (including Warrants) (x)	Shareholding as a % assuming full conversion of convertible securities (as a percentage of diluted shares) (xi) = (vii)+(x) as a % of (A+B+C)	Number of Locked in shares (xii)		Number of Shares pledged or otherwise encumbered (xiii)		Number of equity shares held in dematerialized form (xiv)	
								Class (Ea)	Class Y	Total				No. (a)	As a % of total Shares held (b)	No. (a)	As a % of total Shares held (b)		
<b>INDIAN :</b>																			
<b>(a) Individuals / HUF</b>																			
1 ANIL KISHOR SINGHANIA	ALUPG7503B		1100.00	0.00	0.00	1100.00	0.22	1100.00	0.00	1100.00	0.22	0.00	0.00	0.00	0.00	0.00	0.00	0.00	0.00
2 BANKAJI RAJA GARODIA	ADYPG3331B		3500.00	0.00	0.00	3500.00	0.71	3500.00	0.00	3500.00	0.71	0.00	0.00	0.00	0.00	0.00	0.00	0.00	0.00
3 RAMGOPAL BISWANATH GARODIA (HUF)			4250.00	0.00	0.00	4250.00	0.86	4250.00	0.00	4250.00	0.86	0.00	0.00	0.00	0.00	0.00	0.00	0.00	0.00
4 RAJ KISHOR SINGHANIA	ALMP59383F		7485.00	0.00	0.00	7485.00	1.51	7485.00	0.00	7485.00	1.51	0.00	0.00	0.00	0.00	0.00	0.00	0.00	0.00
5 SAVITRI DEVI GARODIA	ADXP66129N		15510.00	0.00	0.00	15510.00	3.13	15510.00	0.00	15510.00	3.13	0.00	0.00	0.00	0.00	0.00	0.00	0.00	0.00
6 BISHWANATH GARODIA (HUF) AAEH86629C			37595.00	0.00	0.00	37595.00	7.59	37595.00	0.00	37595.00	7.59	0.00	0.00	0.00	0.00	0.00	0.00	0.00	0.00
7 NEHA GARODIA	ALAPG4109P		45930.00	0.00	0.00	45930.00	9.28	45930.00	0.00	45930.00	9.28	0.00	0.00	0.00	0.00	0.00	0.00	0.00	0.00
8 USHA DEVI GARODIA	ADBP64120D		46450.00	0.00	0.00	46450.00	9.38	46450.00	0.00	46450.00	9.38	0.00	0.00	0.00	0.00	0.00	0.00	0.00	0.00
9 BISHWANATH GARODIA	ADGP64384E		47880.00	0.00	0.00	47880.00	9.67	47880.00	0.00	47880.00	9.67	0.00	0.00	0.00	0.00	0.00	0.00	0.00	0.00
10 ADARSH GARODIA	AGUPG4983A		49500.00	0.00	0.00	49500.00	10.00	49500.00	0.00	49500.00	10.00	0.00	0.00	0.00	0.00	0.00	0.00	0.00	0.00
TOTAL :==			259200.00	0.00	0.00	259200.00	52.36	259200.00	0.00	259200.00	52.36	0.00	0.00	0.00	0.00	0.00	0.00	0.00	41500.00
(b) Central Govt./State Govt.(s)			0.00	0.00	0.00	0.00	0.00	0.00	0.00	0.00	0.00	0.00	0.00	0.00	0.00	0.00	0.00	0.00	0.00
(c) Financial Institutions / Banks			0.00	0.00	0.00	0.00	0.00	0.00	0.00	0.00	0.00	0.00	0.00	0.00	0.00	0.00	0.00	0.00	0.00
(d) Any Other (Specify)			0.00	0.00	0.00	0.00	0.00	0.00	0.00	0.00	0.00	0.00	0.00	0.00	0.00	0.00	0.00	0.00	0.00
<b>Bodies Corporate</b>																			
1 SHREE ADARSH DHATU PVT. /AACS3156I			4400.00	0.00	0.00	4400.00	0.89	4400.00	0.00	4400.00	0.89	0.00	0.00	0.00	0.00	0.00	0.00	0.00	0.00
2 HINDUSTHAN ENTERPRISES /AABG4545F			13000.00	0.00	0.00	13000.00	2.63	13000.00	0.00	13000.00	2.63	0.00	0.00	0.00	0.00	0.00	0.00	0.00	0.00
3 SUBHAM HOLIDINGS PVT. LTD /AACS3157K			20000.00	0.00	0.00	20000.00	4.04	20000.00	0.00	20000.00	4.04	0.00	0.00	0.00	0.00	0.00	0.00	0.00	0.00
4 MANGAL ENGINEERING LIMIT /AABCM9037H			26650.00	0.00	0.00	26650.00	5.38	26650.00	0.00	26650.00	5.38	0.00	0.00	0.00	0.00	0.00	0.00	0.00	0.00
TOTAL :==			64050.00	0.00	0.00	64050.00	12.94	64050.00	0.00	64050.00	12.94	0.00	0.00	0.00	0.00	0.00	0.00	0.00	0.00
Mutual Fund			0.00	0.00	0.00	0.00	0.00	0.00	0.00	0.00	0.00	0.00	0.00	0.00	0.00	0.00	0.00	0.00	0.00
Trusts			0.00	0.00	0.00	0.00	0.00	0.00	0.00	0.00	0.00	0.00	0.00	0.00	0.00	0.00	0.00	0.00	0.00
1 ANSHU WANYA BENEFICIARY T /AAETA2632A			44640.00	0.00	0.00	44640.00	9.02	44640.00	0.00	44640.00	9.02	0.00	0.00	0.00	0.00	0.00	0.00	0.00	0.00
TOTAL :==			44640.00	0.00	0.00	44640.00	9.02	44640.00	0.00	44640.00	9.02	0.00	0.00	0.00	0.00	0.00	0.00	0.00	0.00
Others			0.00	0.00	0.00	0.00	0.00	0.00	0.00	0.00	0.00	0.00	0.00	0.00	0.00	0.00	0.00	0.00	0.00
Sub Total (AY1) :			367890.00	0.00	0.00	367890.00	74.32	367890.00	0.00	367890.00	74.32	0.00	0.00	0.00	0.00	0.00	0.00	0.00	0.00
<b>FOREIGN :</b>																			
(a) NRI / Foreign Individuals			0.00	0.00	0.00	0.00	0.00	0.00	0.00	0.00	0.00	0.00	0.00	0.00	0.00	0.00	0.00	0.00	0.00
(b) Foreign Govt./Promoter			0.00	0.00	0.00	0.00	0.00	0.00	0.00	0.00	0.00	0.00	0.00	0.00	0.00	0.00	0.00	0.00	0.00
(c) Foreign Inst./Inst. (FIs)			0.00	0.00	0.00	0.00	0.00	0.00	0.00	0.00	0.00	0.00	0.00	0.00	0.00	0.00	0.00	0.00	0.00
(d) Foreign Portfolio Investor			0.00	0.00	0.00	0.00	0.00	0.00	0.00	0.00	0.00	0.00	0.00	0.00	0.00	0.00	0.00	0.00	0.00
(e) Any Other (Specify)			0.00	0.00	0.00	0.00	0.00	0.00	0.00	0.00	0.00	0.00	0.00	0.00	0.00	0.00	0.00	0.00	0.00
Foreign Company			0.00	0.00	0.00	0.00	0.00	0.00	0.00	0.00	0.00	0.00	0.00	0.00	0.00	0.00	0.00	0.00	0.00
Overseas Corporate Bodies			0.00	0.00	0.00	0.00	0.00	0.00	0.00	0.00	0.00	0.00	0.00	0.00	0.00	0.00	0.00	0.00	0.00
Foreign Bank			0.00	0.00	0.00	0.00	0.00	0.00	0.00	0.00	0.00	0.00	0.00	0.00	0.00	0.00	0.00	0.00	0.00
Sub Total (AY2) :			0.00	0.00	0.00	0.00	0.00	0.00	0.00	0.00	0.00	0.00	0.00	0.00	0.00	0.00	0.00	0.00	0.00
Total Shareholding of Promoter and Promoter Gr			367890.00	0.00	0.00	367890.00	74.32	367890.00	0.00	367890.00	74.32	0.00	0.00	0.00	0.00	0.00	0.00	0.00	41600.00



**Table III - Statement showing shareholding pattern of the Public shareholder**

Category & Name of shareholders (i)	PAN (ii)	Nos. of shareholders (iii)	No. of fully paid- up equity shares held (iv)	No. of partly paid-up equity shares held (v)	Nos. of shares underlying Depository Receipt (vi)	Total nos. shares held (vii) = (iv)+(v)+(vi)	Shareholdin g % calculated as per SCRR, 1957 (viii) (A+B+C2)	Number of Voting Rights held in each class of securities (ix)			Total as a % of Total Voting Rights	No. of Shares Underlying Outstanding convertible securities (including Warrants) (x)	Shareholding as a % assuming full conversion of outstanding securities (as a percentage of diluted share capital) (xi) = (vii)/(x) as a % of (A+B+C)	Number of Locked in shares (xii)		Number of Shares pledged or otherwise encumbered (a)		Number of Shares pledged or otherwise encumbered (b)		Number of equity shares held in dematerialized form (xiii)		
								Class (Eq)	Class y	Total				No. (a)	As a % of total Shares held (b)	No. (a)	As a % of total Shares held (b)	No. (a)	As a % of total Shares held (b)			
(1) Institutions :																						
(a) Mutual Funds / UTI		0.00	0.00	0.00	0.00	0.00	0.00	0.00	0.00	0.00	0.00	0.00	0.00	0.00	0.00	0.00	0.00	0.00	0.00	0.00	0.00	
(b) Venture Capital Funds		0.00	0.00	0.00	0.00	0.00	0.00	0.00	0.00	0.00	0.00	0.00	0.00	0.00	0.00	0.00	0.00	0.00	0.00	0.00	0.00	
(c) Alternate Investment Fund		0.00	0.00	0.00	0.00	0.00	0.00	0.00	0.00	0.00	0.00	0.00	0.00	0.00	0.00	0.00	0.00	0.00	0.00	0.00	0.00	
(d) Foreign Venture Capital Investor		0.00	0.00	0.00	0.00	0.00	0.00	0.00	0.00	0.00	0.00	0.00	0.00	0.00	0.00	0.00	0.00	0.00	0.00	0.00	0.00	
(e) Foreign Portfolio Investor		0.00	0.00	0.00	0.00	0.00	0.00	0.00	0.00	0.00	0.00	0.00	0.00	0.00	0.00	0.00	0.00	0.00	0.00	0.00	0.00	
(f) Financial Institutions/Banks		0.00	0.00	0.00	0.00	0.00	0.00	0.00	0.00	0.00	0.00	0.00	0.00	0.00	0.00	0.00	0.00	0.00	0.00	0.00	0.00	
(g) Insurance Companies		0.00	0.00	0.00	0.00	0.00	0.00	0.00	0.00	0.00	0.00	0.00	0.00	0.00	0.00	0.00	0.00	0.00	0.00	0.00	0.00	
(h) Provident Funds/Pension Funds		0.00	0.00	0.00	0.00	0.00	0.00	0.00	0.00	0.00	0.00	0.00	0.00	0.00	0.00	0.00	0.00	0.00	0.00	0.00	0.00	
(i) Any Other (specify)		0.00	0.00	0.00	0.00	0.00	0.00	0.00	0.00	0.00	0.00	0.00	0.00	0.00	0.00	0.00	0.00	0.00	0.00	0.00	0.00	
Sub Total (B)(1) :		0.00	0.00	0.00	0.00	0.00	0.00	0.00	0.00	0.00	0.00	0.00	0.00	0.00	0.00	0.00	0.00	0.00	0.00	0.00	0.00	
(2) Central Govt./State Govt./ President of India																						
Sub Total (B)(2) :		0.00	0.00	0.00	0.00	0.00	0.00	0.00	0.00	0.00	0.00	0.00	0.00	0.00	0.00	0.00	0.00	0.00	0.00	0.00	0.00	
(3) Non-institutions :																						
(a) Individuals - i) Indv.shareholders holding nominal share capital upto Rs. 2 Lakh																						
TOTAL :==		19.00	83060.00	0.00	0.00	83060.00	16.78	83060.00	0.00	83060.00	16.78	0.00	16.78	0.00	0.00	0.00	0.00	0.00	0.00	0.00	0.00	
ii) Indv.shareholders holding nominal share capital in excess of Rs. 2 Lakh.		0.00	0.00	0.00	0.00	0.00	0.00	0.00	0.00	0.00	0.00	0.00	0.00	0.00	0.00	0.00	0.00	0.00	0.00	0.00	0.00	
(b) NBFCS registered with RBI		0.00	0.00	0.00	0.00	0.00	0.00	0.00	0.00	0.00	0.00	0.00	0.00	0.00	0.00	0.00	0.00	0.00	0.00	0.00	0.00	
(c) Employee Trusts		0.00	0.00	0.00	0.00	0.00	0.00	0.00	0.00	0.00	0.00	0.00	0.00	0.00	0.00	0.00	0.00	0.00	0.00	0.00	0.00	
(d) Overseas Depositories (holding DRs) (balancing figure)		0.00	0.00	0.00	0.00	0.00	0.00	0.00	0.00	0.00	0.00	0.00	0.00	0.00	0.00	0.00	0.00	0.00	0.00	0.00	0.00	
(e) Any Other (specify): Bodies Corporate																						
ii) Holding 1% and above :																						
1 SURYASUJA VYAPAAR PVT.LTD.	AAVCS2737H		20400.00	0.00	0.00	20400.00	4.12	20400.00	0.00	20400.00	4.12	0.00	4.12	0.00	0.00	0.00	0.00	0.00	0.00	0.00	0.00	
2 VISHNUPAGA TRADING PVT.LTD.	AAFCV8188G		23650.90	0.00	0.00	23650.90	4.78	23650.90	0.00	23650.90	4.78	0.00	4.78	0.00	0.00	0.00	0.00	0.00	0.00	0.00	0.00	
TOTAL :==		2.00	44050.00	0.00	0.00	44050.00	8.90	44050.00	0.00	44050.00	8.90	0.00	8.90	0.00	0.00	0.00	0.00	0.00	0.00	0.00	0.00	
ii) Holding less than 1% :																						
TOTAL :==		0.00	0.00	0.00	0.00	0.00	0.00	0.00	0.00	0.00	0.00	0.00	0.00	0.00	0.00	0.00	0.00	0.00	0.00	0.00	0.00	
TOTAL :==		0.00	0.00	0.00	0.00	0.00	0.00	0.00	0.00	0.00	0.00	0.00	0.00	0.00	0.00	0.00	0.00	0.00	0.00	0.00	0.00	
Non Resident Indian		0.00	0.00	0.00	0.00	0.00	0.00	0.00	0.00	0.00	0.00	0.00	0.00	0.00	0.00	0.00	0.00	0.00	0.00	0.00	0.00	
Foreign National		0.00	0.00	0.00	0.00	0.00	0.00	0.00	0.00	0.00	0.00	0.00	0.00	0.00	0.00	0.00	0.00	0.00	0.00	0.00	0.00	
Overseas Corporate Bodies		0.00	0.00	0.00	0.00	0.00	0.00	0.00	0.00	0.00	0.00	0.00	0.00	0.00	0.00	0.00	0.00	0.00	0.00	0.00	0.00	
Foreign Bank		0.00	0.00	0.00	0.00	0.00	0.00	0.00	0.00	0.00	0.00	0.00	0.00	0.00	0.00	0.00	0.00	0.00	0.00	0.00	0.00	
Trust		0.00	0.00	0.00	0.00	0.00	0.00	0.00	0.00	0.00	0.00	0.00	0.00	0.00	0.00	0.00	0.00	0.00	0.00	0.00	0.00	
Foreign Company		0.00	0.00	0.00	0.00	0.00	0.00	0.00	0.00	0.00	0.00	0.00	0.00	0.00	0.00	0.00	0.00	0.00	0.00	0.00	0.00	
Others		0.00	0.00	0.00	0.00	0.00	0.00	0.00	0.00	0.00	0.00	0.00	0.00	0.00	0.00	0.00	0.00	0.00	0.00	0.00	0.00	
Sub Total (B)(3) :		21.00	127110.00	0.00	0.00	127110.00	25.68	127110.00	0.00	127110.00	25.68	0.00	25.68	0.00	0.00	0.00	0.00	0.00	0.00	0.00	0.00	
Total Public Shareholding : (B) = (B)(1)+(B)(2)+(B)(3)		21.00	127110.00	0.00	0.00	127110.00	25.68	127110.00	0.00	127110.00	25.68	0.00	25.68	0.00	0.00	0.00	0.00	0.00	0.00	0.00	0.00	
IEPF Authority		0.00	0.00	0.00	0.00	0.00	0.00	0.00	0.00	0.00	0.00	0.00	0.00	0.00	0.00	0.00	0.00	0.00	0.00	0.00	0.00	
TOTAL ->		36.00	495000.00	0.00	0.00	495000.00	100.00	495000.00	0.00	495000.00	100.00	0.00	100.00	0.00	0.00	0.00	0.00	0.00	0.00	0.00	41600.00	




Table IV - Statement showing shareholding pattern of the Non Promoter - Non Public shareholder

Category & Name of shareholders (i)	PAN (ii)	Nos. of shareholders (iii)	No. of fully paid-up equity shares held (iv)	No. of partly paid-up equity shares held (v)	Nos. of shares underlying Depository Receipt (vi)	Total nos. shares held (vii) = (iv)+(v)+(vi)	Shareholding % calculated as per SCRR, 1957 as a % of (A+B+C2) (viii)	Number of Voting Rights held in each class of securities (ix)			No. of Shares Underlying convertible securities (including Warrants) (x)	Shareholding as a % assuming full conversion of convertible securities (as a percentage of diluted share capital) (xi) = (vii)-(x) as a % of (A+B+C)	Number of Locked in shares (xii)		Number of Shares pledged or otherwise encumbered (xiii)		Number of equity shares held in dematerialized form (xiv)
								Class (Eq.)	Class y	Total			No. (a)	As a % of total Shares held (b)	No. (a)	As a % of total Shares held (b)	
(1) Custodian, DR Holder																	
(2) Employee Benefit Trust (under SEBI (Share based Employee Benefit) Regulations, 2014																	
<b>Total Non-Promoter - Non-Public Shareholding</b> (O)=(C1)+(C2)																	

